

































SAFETY SIGNS

MANDATORY (DO)

<p>QSMV1</p>  <p>EYE PROTECTION SHALL BE WORN</p>	<p>QSMV2</p>  <p>RESPIRATORY PROTECTION SHALL BE WORN</p>	<p>QSMV3</p>  <p>HEAD PROTECTION SHALL BE WORN</p>	<p>QSMV4</p>  <p>HEARING PROTECTION SHALL BE WORN (MUFFS) NOTE: ALSO SEE MV19</p>	<p>QSMV5</p>  <p>HAND PROTECTION SHALL BE WORN</p>	<p>QSMV6</p>  <p>FOOT AND LEG PROTECTION AGAINST LIQUID SHALL BE WORN</p>	<p>QSMV7</p>  <p>FOOT PROTECTION AGAINST CRUSHING SHALL BE WORN</p>	<p>QSMV9</p>  <p>APRON SHALL BE WORN</p>
<p>QSMV10</p>  <p>FACE PROTECTION SHALL BE WORN</p>	<p>QSMV11</p>  <p>AIR-SUPPLIED HOODS SHALL BE WORN</p>	<p>QSMV12</p>  <p>DUST MASKS SHALL BE WORN</p>	<p>QSMV13</p>  <p>AIR EXTRACTION SHALL BE USED</p>	<p>QSMV14</p>  <p>KEEP AREA CLEAN</p>	<p>QSMV15</p>  <p>SCREENING TO BE USED</p>	<p>QSMV16</p>  <p>SAFETY CAGE SHALL BE USED</p>	<p>QSMV17</p>  <p>CO GAS CARBON MONOXIDE MONITOR SHALL BE WORN</p>
<p>QSMV18</p>  <p>FULL BODY HARNESS AND LIFELINES SHALL BE USED</p>	<p>QSMV19</p>  <p>HEARING PROTECTION SHALL BE WORN (QSMV4) (MUFFS OR EAR PLUGS)</p>	<p>QSMV20</p>  <p>OVERALLS SHALL BE WORN</p>					

GENERAL INFORMATION

<p>QSGA1</p>  <p>FIRST AID EQUIPMENT</p>	<p>QSGA2</p>  <p>GENERAL DIRECTION</p>	<p>QSGA3</p>  <p>DIRECTION TO ESCAPE ROUTE</p>	<p>QSGA4</p>  <p>DIRECTION TO ESCAPE ROUTE</p>	<p>QSGA5</p>  <p>MANNED FIRST AID STATION</p>	<p>QSGA6</p>  <p>DRINKING WATER</p>	<p>QSGA7</p>  <p>BLASTING POINT</p>	<p>QSGA8</p>  <p>TRAVELING WAY</p>
<p>QSGA9</p>  <p>REFUELING POINT</p>	<p>QSGA10</p>  <p>LADIES TOILET</p>	<p>QSGA11</p>  <p>GENTS TOILET</p>	<p>QSGA12</p>  <p>REFUGE CHAMBER</p>	<p>QSGA13</p>  <p>TELEPHONE</p>	<p>QSGA14</p>  <p>WAITING PLACE</p>	<p>QSGA15</p>  <p>EMERGENCY TELEPHONE</p>	<p>QSGA16</p>  <p>ELECTRIC ISOLATOR SWITCH</p>
<p>QSGA17</p>  <p>STAIRS GOING DOWN</p>	<p>QSGA18</p>  <p>STAIRS GOING UP</p>	<p>QSGA19</p>  <p>EYE WASH</p>	<p>QSGA20</p>  <p>SAFETY SHOWER</p>	<p>QSGA21</p>  <p>LOCATION OF BOMB BAG</p>	<p>QSGA22</p>  <p>ALLOCATION TO OR ACCESSIBLE TO WHEELCHAIR</p>	<p>QSGA24</p>  <p>BREATHING APPARATUS</p>	<p>QSGA25</p>  <p>SHELTER IN PLACE</p>
<p>QSGA26</p>  <p>EMERGENCY ASSEMBLY POINT (WORDS MAY BE ADDED)</p>							

<p>QSFB1</p>  <p>LOCATION OF FIRE-FIGHTING EQUIPMENT</p>	<p>QSFB2</p>  <p>FIRE EXTINGUISHER</p>	<p>QSFB3</p>  <p>FIRE HOSE</p>	<p>QSFB4</p>  <p>FIRE HYDRANT</p>	<p>QSFB5</p>  <p>FIRE ALARM</p>	<p>QSFB6</p>  <p>SPRINKLER STOP VALVE</p>	<p>QSFB7</p>  <p>FIRE TELEPHONE</p>	<p>QSFB8</p>  <p>FIRE PUMP CONNECTION</p>
<p>QSFB9</p>  <p>LOCATION OF FIRE BLANKET</p>	<p>QSFB10</p>  <p>FIRE MARSHAL</p>	<p>QSFB13</p>  <p>HAND HELD EMERGENCY ALARM</p>	<p>QSFB14</p>  <p>EXIT</p>	<p>QSFB15</p>  <p>SMOKING AREA</p>			

ABS Sizes Available: 190 x 190 / 290 x 290